


Emu Creek State School

Queensland State School Reporting

2013 School Annual Report



Postal address 14534 New England Highway Greenmount East 4359

Phone (07) 4697 1171

Fax (07) 4697 1327

Email the.principal@emucreekss.eq.edu.au

Webpages Additional reporting information pertaining to Queensland state schools is located on the [My School](#) website and the [Queensland Government data](#) website.

Contact Person Marion Henry (Principal)

Principal's foreword

Introduction

Welcome to Emu Creek State School's Annual Report for 2013. We are very proud of our academic achievements and social outcomes that this report summarises. Emu Creek State School is a small one teacher school that provides a quality education in a multi-age setting. We are a member of the Clifton Cluster and have been involved in the development of a relevant and rigorous curriculum, preparing our students for the National Curriculum in 2014.

This report captures a sample of the wonderful features that combine to Make Emu Creek State School a truly engaging and supportive learning environment. At Emu Creek State School we pride ourselves on providing individualised instruction in a family oriented small school environment. We foster in students respect for each other and a love of learning.

The successes articulated in this year's School Annual Report are a testament to the combination of high expectations, skills and enthusiasm possessed by the students and staff of our school, and the support of our families and the local community.

School progress towards its goals in 2013

The key priorities outlined in the 2013 Annual Implementation Plan for Emu Creek State School were:

- Improving school and student performance in spelling
- Implementation of the National Curriculum, with a focus on History
- Building staff development and performance
- Creating community confidence

Our school promotion has seen members of community invited into the school and our students have shared their learning. The school has fully implemented the Australian Curriculum in the areas of English, Mathematics, History and Geography.

Queensland State School Reporting 2012 School Annual Report



Future outlook

The AIP goals for 2014:

- Implement a school-wide pedagogical framework that is researched-based and which promotes higher order thinking.
- Develop teachers' data literacy skills.
- Ensure vertical alignment and implementation of the national curriculum in all KLAs.
- Review current Responsible Behaviour Plan for Students and seek best practice in creating a positive school-wide behaviour culture.
- Develop and document the school's approach to the explicit teaching of spelling.

Our school at a glance

School Profile

Coeducational or single sex: Coeducational

Year levels offered in 2013: Prep Year - Year 6

Total student enrolments for this school:

	Total	Girls	Boys	Enrolment Continuity (Feb – Nov)
2011	24	7	17	87%
2012	20	7	13	87%
2013	16	7	9	87%

Student counts are based on the Census (August) enrolment collection.

Characteristics of the student body:

The enrolments at Emu Creek State School comprises of students mainly from a large rural community or rural properties.

Average Class sizes

Phase	Average Class Size		
	2011	2012	2013
Prep – Year 3	12	13	16
Year 4 – Year 7 Primary	11	10	
Year 7 Secondary – Year 10			
Year 11 – Year 12			

School Disciplinary Absences

Disciplinary Absences	Count of Incidents		
	2011	2012	2013
Short Suspensions - 1 to 5 days	0	0	0
Long Suspensions - 6 to 20 days	0	0	0
Exclusions	0	0	0
Cancellations of Enrolment	0	0	0

Curriculum offerings

Our distinctive curriculum offerings.

Our distinctive curriculum offerings

- Engaging our students through understanding the strengths and needs of our student group
- Individualised goal setting for students, with the intention to challenge and celebrate learning
- Hands on opportunities to learn
- A focus on spelling and reading across all subject areas

Purposeful use of ICT to allow students to learn, and also to assist students to demonstrate their knowledge and skills.

Extra curricula activities

Emu Creek State School constantly attends to any extra curricula opportunities that support our individual students' areas of interest. Extra curricula activities include, but are not limited to:

- ICAS Testing – English, Maths and Science
- 3-6 School Camp
- Mayoral Morning Tea for School Leader
- Active After School Care – Tennis, baseball, soccer, badminton, football, dance, etc.
- ANZAC parade with community engagement focus
- Book Club and Guided Library Lessons
- Chess Competitions
- Culminating days
- Concert – End of Year showcasing student's musical and dramatic performance
- Excursions
- Sporting events: small school, district and zone events including: Athletics Carnivals, Cross Country, Ball Games Carnival, Tennis Competition, Swimming Lessons.

How Information and Communication Technologies are used to assist learning

Our current compute to student ratio is 1:1. These computers and their supporting devices are core tools that are used on a daily basis within our classrooms. These are used by students to research, collate, represent and communicate their learning. Skills based activities such as touch typing, key commands and the explicit teaching of publishing, photo editing, presentation and data management programs and their features are regularly applied within classes.

Both digital cameras and online learning tools are both commonly used tools that better enable students to engage in current and high interest learning experiences. ICT equipment is used to enhance the learning opportunities for our students. The teaching staff are more equipped to provide an individualised learning program through the integration and use of ICT within their program.

Social climate

Emu Creek State School is a small school where students and staff develop and foster positive relationships. The aim of our social climate is to provide a caring, considerate and co-operative school climate which acknowledges rights but also recognises that with rights, comes responsibilities. The You Can Do It Program is used to develop the student's social and emotional well-being through the 5 keys of confidence, resilience, persistence, getting along and organisation.

Our school at a glance

Our school values are:

- Be Safe
- Be Respectful
- Be a Learner

The Parents and Citizens Committee is a small, highly dedicated representation of our parent body that constantly search for ways to raise both our schools profile in the local area, and funds to support targeted priority areas of the school. It is through a combination of their efforts and the provision of quality engaging learning experiences that we continue to achieve great success.

A school Chaplain is appointed to our school. This appointment was supported by the school community and the P&C. The Chaplain visits the school for 1 day per week. The primary role of the Chaplain is to build strong relationships with the students, staff and families. The Chaplain provides another vital point of contact for our school community.

Parent, student and staff satisfaction with the school

The supportive environment of Emu Creek State School ensures that students feel safe and are therefore able to reach their full potential.

The School Opinion Survey data details the degrees of satisfaction that parents have with various components of our school. We have a positive and open community which is maintained by respectful and valued relationships between students, parents and staff. The performance measures below accurately characterize our school, one that prides itself on being safe, supportive and focused on learning.

Our school at a glance

Performance measure (Nationally agreed items shown*)

Percentage of parents/caregivers who agree that:	2012	2013
their child is getting a good education at school (S2016)	86%	100%
this is a good school (S2035)	86%	100%
their child likes being at this school* (S2001)	100%	100%
their child feels safe at this school* (S2002)	100%	100%
their child's learning needs are being met at this school* (S2003)	83%	89%
their child is making good progress at this school* (S2004)	71%	78%
teachers at this school expect their child to do his or her best* (S2005)	100%	100%
teachers at this school provide their child with useful feedback about his or her school work* (S2006)	100%	100%
teachers at this school motivate their child to learn* (S2007)	86%	100%
teachers at this school treat students fairly* (S2008)	100%	100%
they can talk to their child's teachers about their concerns* (S2009)	86%	100%
this school works with them to support their child's learning* (S2010)	100%	100%
this school takes parents' opinions seriously* (S2011)	100%	100%
student behaviour is well managed at this school* (S2012)	100%	100%
this school looks for ways to improve* (S2013)	86%	100%
this school is well maintained* (S2014)	100%	100%

Performance measure (Nationally agreed items shown*)

Percentage of students who agree that:	2012	2013
they are getting a good education at school (S2048)	88%	100%
they like being at their school* (S2036)	88%	100%
they feel safe at their school* (S2037)	100%	100%
their teachers motivate them to learn* (S2038)	100%	100%
their teachers expect them to do their best* (S2039)	88%	100%
their teachers provide them with useful feedback about their school work* (S2040)	88%	100%
teachers treat students fairly at their school* (S2041)	75%	100%
they can talk to their teachers about their concerns* (S2042)	88%	100%
their school takes students' opinions seriously* (S2043)	63%	100%
student behaviour is well managed at their school* (S2044)	75%	100%
their school looks for ways to improve* (S2045)	100%	100%
their school is well maintained* (S2046)	88%	100%
their school gives them opportunities to do interesting things* (S2047)	88%	100%

Our school at a glance

Performance measure

Performance measure	2013
Percentage of school staff who agree that:	
they enjoy working at their school (S2069)	100%
they feel that their school is a safe place in which to work (S2070)	100%
they receive useful feedback about their work at their school (S2071)	100%
students are encouraged to do their best at their school (S2072)	100%
students are treated fairly at their school (S2073)	100%
student behaviour is well managed at their school (S2074)	100%
staff are well supported at their school (S2075)	100%
their school takes staff opinions seriously (S2076)	100%
their school looks for ways to improve (S2077)	100%
their school is well maintained (S2078)	100%
their school gives them opportunities to do interesting things (S2079)	100%

* Nationally agreed student and parent/caregiver items were incorporated in the School Opinion Survey in 2012.

Percentage of respondents who Somewhat Agree, Agree or Strongly Agree with the statement. Due to a major redevelopment of the surveys (parent/caregiver and student in 2012; staff in 2013), comparisons with results from previous years are not recommended.

DW = Data withheld to ensure confidentiality.

Involving parents in their child's education

Emu Creek State School values the contribution of parents and the wider community to educating the 'whole child'.

We foster and maintain a strong link between home and the school by:

- Regular contact with parents during drop off and pick up times
- Regular meetings to discuss academic and social progress
- Encouraging in school support with class learning experiences
- Open door to classroom policy
- Whole School parades and ceremonies – parents and community are invited to attend

We are committed to building even stronger partnerships with the people in our community. Each term, the Parents and Citizens Committee and school arrange a social evening or event to celebrate the successes our students have achieved throughout the term.

Reducing the school's environmental footprint

Data is sourced from school's annual utilities return and is reliant on the accuracy of these returns.

In 2012 the school was fitted with a solar PV system to help reduce the consumption of electricity. A significant number of water and electricity saving devices have been fitted throughout the school. Our school and students actively use electricity and water in a purposeful and conservative manner. Our students learn about energy usage through the 'Solar Schools' website and they also engage in water reduction strategies as part of the curriculum.

	Environmental footprint indicators	
	Electricity kWh	Water kL
2010-2011	18,690	0
2011-2012	16,699	0
2012-2013	15,359	0

The consumption data is sourced from the validated utilities expenditure return which the school submits at the end of each financial year. The data provides an indication of the consumption trend in each of the utility categories which impact on the schools environmental footprint.

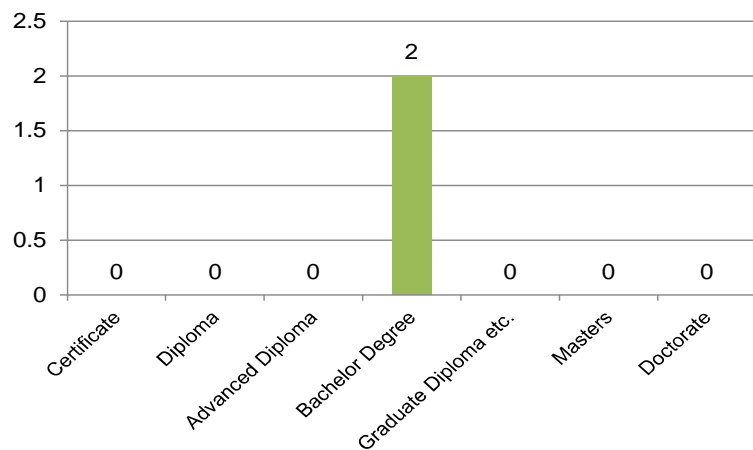
Our staff profile

Staff composition, including Indigenous staff

2013 Workforce Composition	Teaching Staff *	Non-teaching Staff	Indigenous Staff
Headcounts	2	5	0
Full-time equivalents	1	2	0

Qualifications of all teachers ^b

Highest level of attainment	Number of Teaching Staff *
Certificate	0
Diploma	0
Advanced Diploma	0
Bachelor Degree	2
Graduate Diploma etc.	0
Masters	0
Doctorate	0
Total	



* Teaching Staff includes School Leaders

** Graduate Diploma etc. includes Graduate Diploma, Bachelor Honours Degree, and Graduate Certificate

Our staff profile

Average staff attendance

	2011	2012	2013
Staff attendance for permanent and temporary staff and school leaders.	93%	96%	99%

Proportion of staff retained from the previous school year

From the end of the previous school year, 32% of staff was retained by the school for the entire 2013 school year.

School income broken down by funding source

School income broken down by funding source is available via the *My School* website at <http://www.myschool.edu.au/>.

To access our income details, click on the *My School* link above. You will then be taken to the *My School* website with the following 'Find a school' text box.

Find a school

Search by school name

Search by suburb, town or postcode

Sector Government
 Non-government

Where it says 'Search by school name', type in the name of the school you wish to view, and select <GO>. Read and follow the instructions on the next screen; you will be asked to accept the **Terms of Use** and Privacy Policy before being given access to the school's *My School* entry web page.

School financial information is available by selecting 'School finances' in the menu box in the top left corner of the school's entry web page. If you are unable to access the internet, please contact the school for a paper copy of income by funding source.

Key student outcomes

Student attendance	2011	2012	2013
The overall attendance rate for the students at this school (shown as a percentage).	95%	96%	96%
The overall attendance rate in 2013 for all Queensland state Primary schools was 92%.			

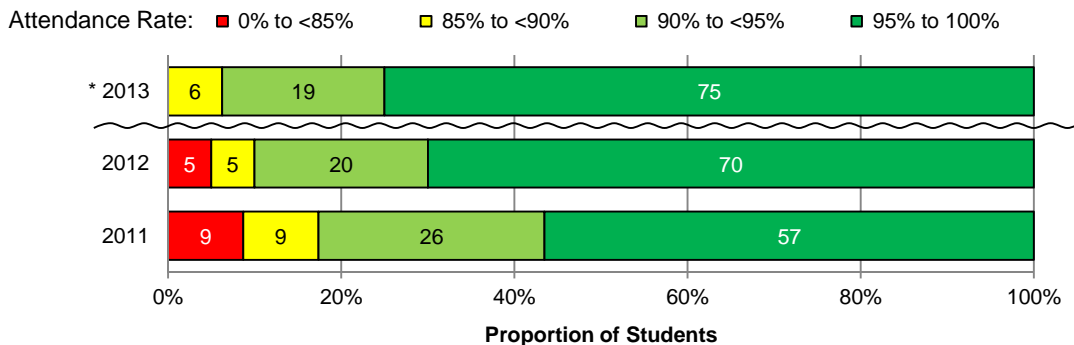
Student attendance rate for each year level (shown as a percentage)

	Year 1	Year 2	Year 3	Year 4	Year 5	Year 6	Year 7	Year 8	Year 9	Year 10	Year 11	Year 12
2011	91%	97%	96%	DW	92%	92%	97%					
2012	98%	94%	99%	99%	DW	87%	96%					
2013	DW	97%	94%	98%	95%	DW						

DW = Data withheld to ensure confidentiality.

Student Attendance Distribution

The proportions of students by attendance range.



* The method for calculating attendance changed in 2013 – care should be taken when comparing data from 2013 to that of previous years.

Description of how non-attendance is managed by the school

Performance of our students

Non-attendance is managed in state schools in line with the DET policies, SMS-PR-029: Managing Student Absences and SMS-PR-036: Roll Marking in State Schools, which outline processes for managing and recording student attendance and absenteeism.

At Emu Creek State School student attendance roles are marked twice a day, in the morning and after second break.

Parents are informed of the procedure regarding absences in the school prospectus and through the school newsletters.

School staff follows up on unexplained absences from students who are absent for more than 2 consecutive days by contacting the parent. Unexplained absences of 1-2 days are followed up by a reminder note sent home.

Emu Creek State School has adopted the 'Every Day Counts' initiative. Students are awarded each term if they reach the attendance benchmark set down by the school.

National Assessment Program – Literacy and Numeracy (NAPLAN) results – our reading, writing, spelling, grammar and punctuation, and numeracy results for the Years 3, 5, 7 and 9

Our reading, writing, spelling, grammar and punctuation, and numeracy results for the Years 3, 5, 7 and 9 are available via the My School website at <http://www.myschool.edu.au/>.

To access our NAPLAN results, click on the *My School* link above. You will then be taken to the *My School* website with the following 'Find a school' text box.

Find a school

Search by school name

Search by suburb, town or postcode

Sector Government
 Non-government

Where it says '**Search by school name**', type in the name of the school whose NAPLAN results you wish to view, and select **<GO>**.

Read and follow the instructions on the next screen; you will be asked to accept the **Terms of Use** and Privacy Policy before being able to access NAPLAN data.

If you are unable to access the internet, please contact the school for a paper copy of our school's NAPLAN results.

Performance of our students

Achievement – Closing the Gap

Our school has no indigenous students at present. Although this is the case we are developing units of work to target indigenous perspectives within our school so that students have an understanding of our country's past and present. Emu Creek State School is committed to implementing our EATSIPS Plan.